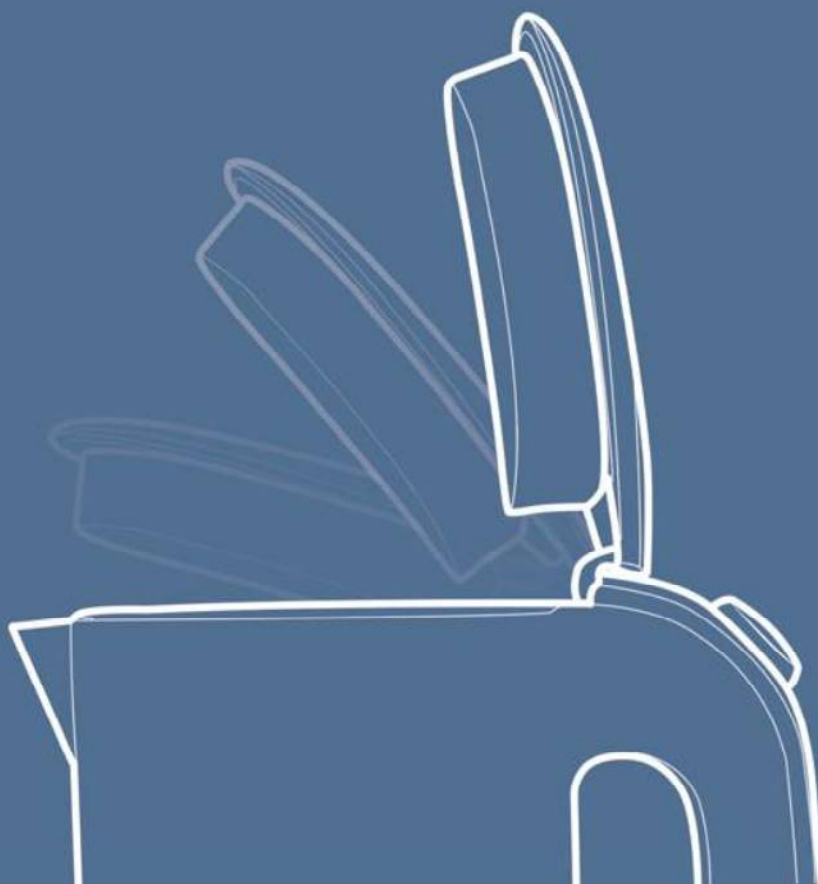


Spring cover



ELECTRIC KETTLE

Double body
304 stainless steel

Model / H1268



• Mat finishing • Spring cover • Easy cleaning

Voltage: 220-240V Capacity: 0.8L
Hertz: 50-60Hz Power: 1000-1200W

CE CB



H1268 BLACK



H1268 WHITE

NEW STYLE

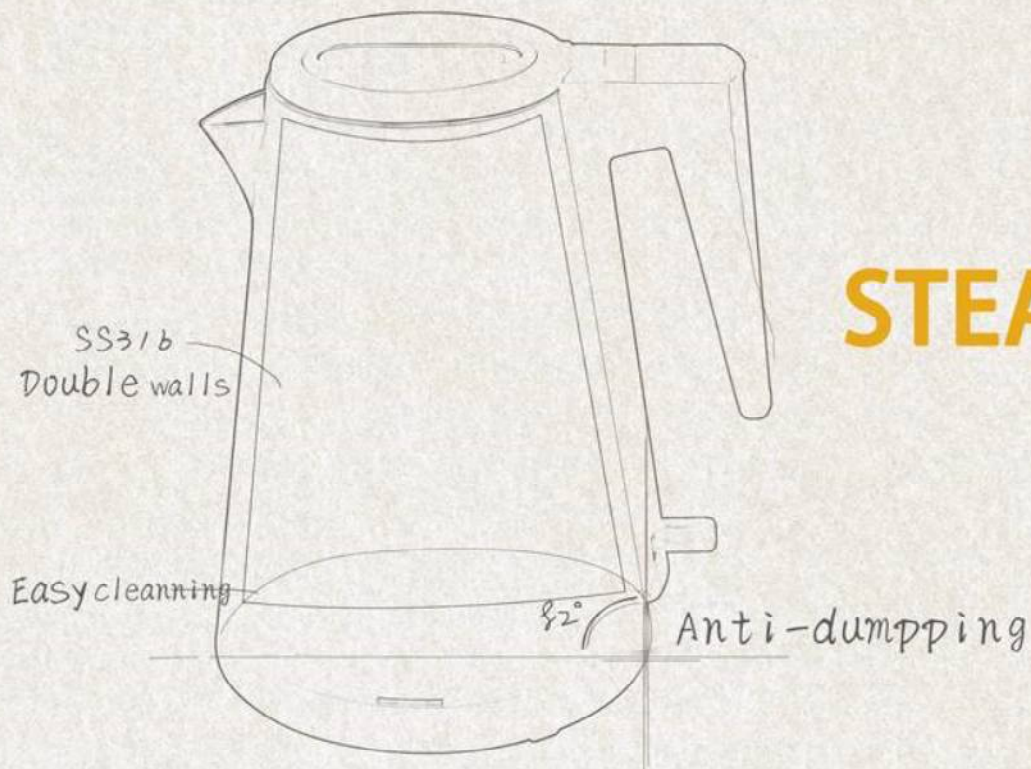
0.8L electric kettle
with double body



6.1 inch



Model / K81 / K85



STEADY design



K81 WHITE



K85 MAT



K85 GOLDEN



K81 BLACK

Voltage: 220-240V Capacity: 0.8L
Hertz: 50-60Hz Power: 1000-1200W

CE CB



▪ 316 stainless steel ▪ Strix

Hotel electric kettle

Anti-dumping design





ELECTRIC KETTLE

Model: H1205/H1206



Voltage: 220-240V
Capacity: 1.2L
Hertz: 50-60Hz
Power: 1000-1200W



H1206 Black



H1206 Silver



H1206 Golden



H1205 Mat



ELECTRIC KETTLE

Double body
304 stainless steel

Model / H1208



• Spring cover • Easy cleaning • Luxury body

Voltage: 220-240V Capacity: 0.8L
Hertz: 50-60Hz Power: 800-1000W



H1208 Gun



H1208 Mat

ELECTRIC KETTLE

304 stainless steel

Model / H1206-1



• Visible water window • Spring cover

Voltage: 220-240V Capacity: 1L
Hertz: 50-60Hz Power: 1000-1200W



ELECTRIC KETTLE

304 stainless steel

Model / H1263



• Visible water window • Spring cover • Easy cleaning

Voltage: 220-240V Capacity: 0.6L
Hertz: 50-60Hz Power: 1000-1200W



ELECTRIC KETTLE

304 stainless steel

Double body

Model / H1262



• Visible water window • Spring cover • Easy cleaning

Voltage: 220-240V Capacity: 0.6L
Hertz: 50-60Hz Power: 1000-1200W



H1262 White



H1262 Blank

ELECTRIC KETTLE

Model / H0880S



• Wide angle • Easy cleaning • Anti-scald



Voltage: 220 -240V Capacity: 0.8L
Hertz: 50-60Hz Power: 1000-1200W



H0880S Ivory

H0880S Black

ELECTRIC KETTLE

Model / H0881S Mat



• Wide angle • Easy cleaning



Voltage: 220 -240V Capacity: 0.8L
Hertz: 50-60Hz Power: 1000-1200W

ELECTRIC KETTLE

Model / H2002



• Wide angle • Easy cleaning • Anti-scald



Voltage: 220 -240V Capacity: 1.2L
Hertz: 50-60Hz Power: 1350-1600W



H2002 Ivory

H2002 Black

ELECTRIC KETTLE

Model / H1202 Mat



• Wide angle • Easy cleaning



Voltage: 220 -240V Capacity: 1.2L
Hertz: 50-60Hz Power: 1350-1600W

ELECTRIC KETTLE

Model / H1266



• Spring cover • Easy cleaning • Anti-scald



Voltage: 220 -240V Capacity: 1.2L
Hertz: 50-60Hz Power: 1350-1600W

ELECTRIC KETTLE

Model / H1202B Mat



• Spring cover • Removable filter • Easy cleaning



Voltage: 220 -240V Capacity: 1.2L
Hertz: 50-60Hz Power: 1800-2000W

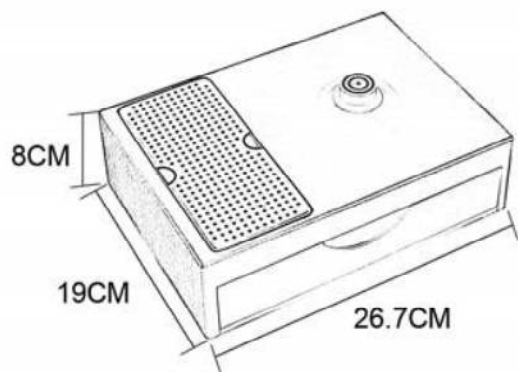
Tray-M

Space Saving

1. Combined the kettle base and tray two in one, more concise and elegant.
2. Stainless steel water filters and reservoirs to collect overflow water to avoid the huge loss of furniture and wallpaper erosion caused by overflow water to avoid the huge loss of furniture and wallpaper erosion caused by overflow tea.
3. ABS materials and imitation wood grain design, shatter & scratch resistant, free of fingerprints.



Model: M
Size



Other Options



M-H1268



M-H1262



M-H1208 Brushed



M-H1208 Gun



M-H1261



M-H1263


Hospitality Tray Series



Model: J
Melamine tray
Base size: 400X270X38mm



Model: K
ABS tray
Base size: 400X270X38mm



Model: G
ABS tray
Base size: 443X227X36mm



Model: I
ABS tray
Base size: 363X240X33mm



Model: A
Melamine tray
Base size: 345X315X22.5mm



Model: B
Melamine tray
Base size: 385X308X22.5mm



Model: C
Melamine tray
Base size: 385X308X22.5mm



Model: H
Melamine tray
Base size: 453X356X22.5mm

Tray Set Series

G/I-series

1.Original patented design,combined the kette base and tray two in one,more concise and elegant.

2.Stainless steel water filters and reservoirs to collect overflow water to avoid the huge loss of furniture and wallpaper erosion caused by overflow tea.

3.ABS materials and imitation wood grain design,shatter & scratch resistant,free of fingerprints.

CE CB SASO RoHS



G-H1208



G-H1268 Black



G-H1202



G-K81 Black



G-K85

Tray Set Series



I-H1261



I-H1208



I-H1262



I-H1263



I-H0881S



I-H1268 Black

Kettle Tray Set

J-series

100% melamine with ceramic luster surface
can effectively maintain the cleaning of bar surface,
prevent the furniture from water invasion.

CE CB SASO RoHS



J-H1205



J-H1206 Black



J-H1206 Silver

F-series

100% melamine with ceramic luster surface
can effectively maintain the cleaning of bar surface,
prevent the furniture from water invasion.

CE CB SASO RoHS



F-H2002 Black

Kettle Tray Set

K-series

1. Original patented design, combined the kettle base and tray two in one, more concise and elegant.
2. Stainless steel water filters and reservoirs to collect overflow water to avoid the huge loss of furniture and wallpaper erosion caused by overflow tea.
3. ABS materials and imitation wood grain design, shatter & scratch resistant, free of fingerprints.

CE CB SASO RoHS



K-H0881S



K-H1262



K-H1263



K-H1208 Gun



K-H1208

Kettle Tray Set

A-series



A-H2002 White



A-H2002 Black

B-series



B-H1202



B-H2002 Black



B-H1268 Black



B-H1206-1

Kettle Tray Set

C-series



C-H1206-1



C-H1268 Black

W-series

1.This tray is made of carefully selected high-quality wood with clear texture, strong pacticability and durability features.

2.The surface of the tray is finely polished,with smooth touch and fine workmanship.

CE CB SASO RoHS



W-H1208 Gun

H-series



H-H2002 Black



H-H1202